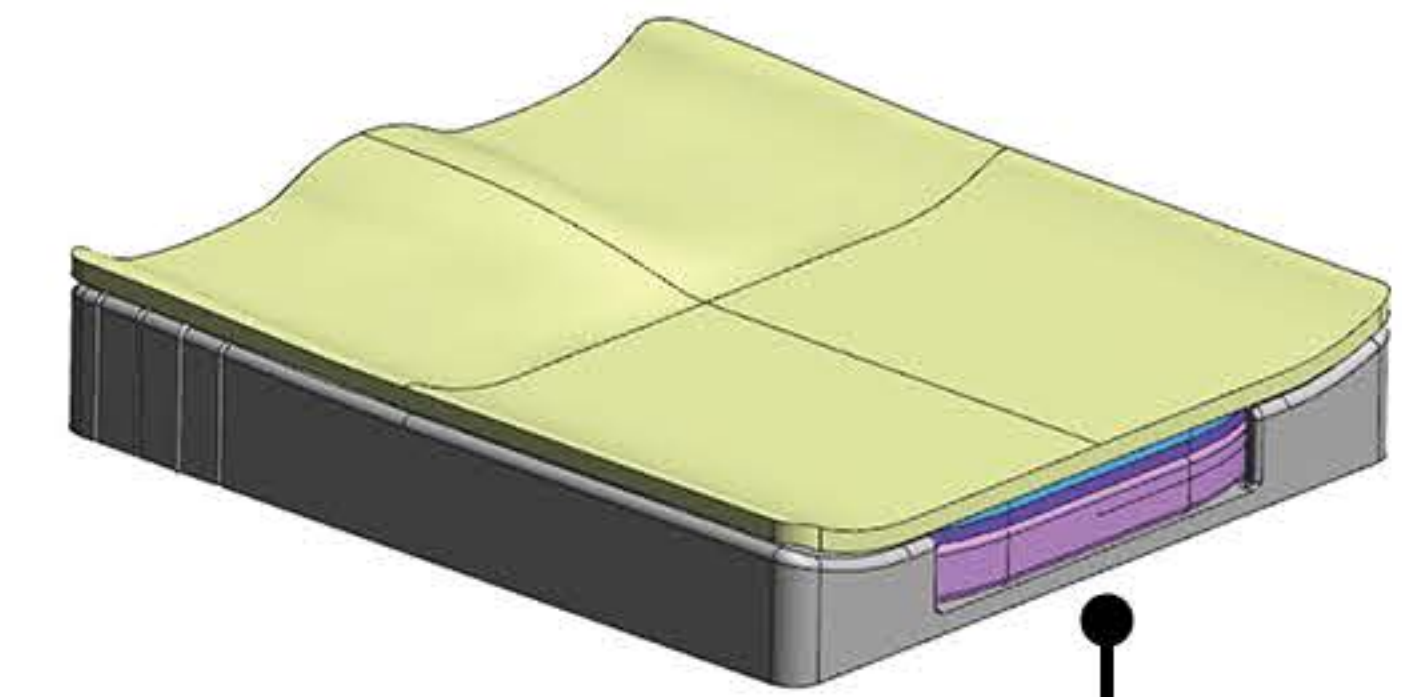


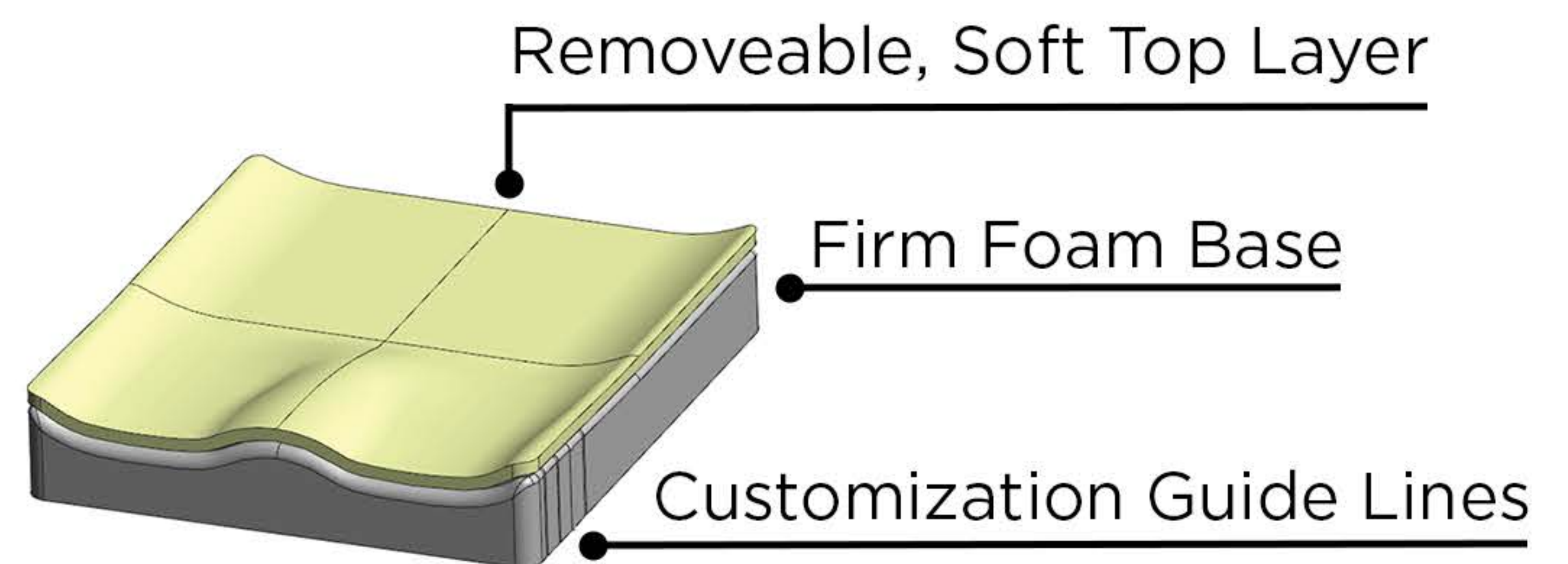
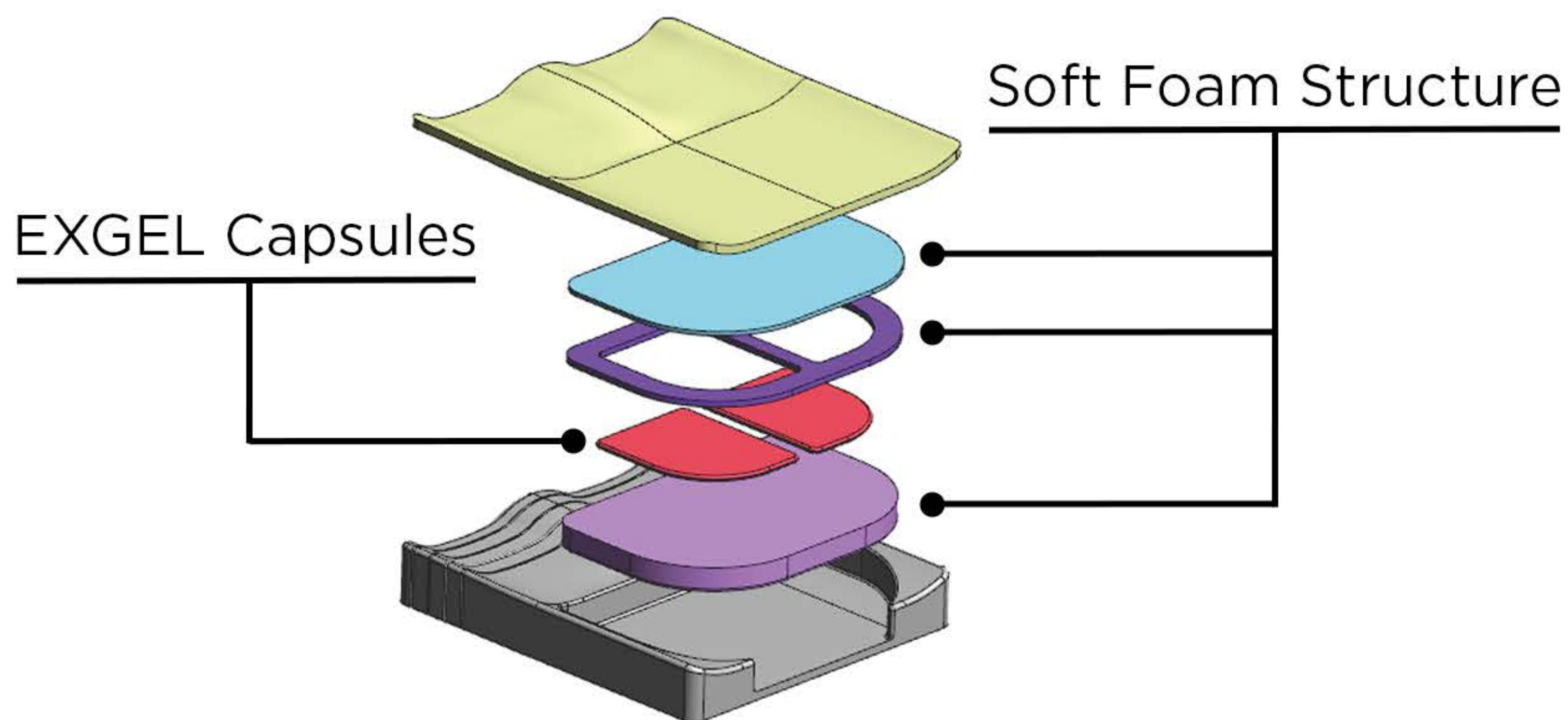


An anti-fragile cushion offering pressure relief and postural support for warmer climates and active lifestyles.

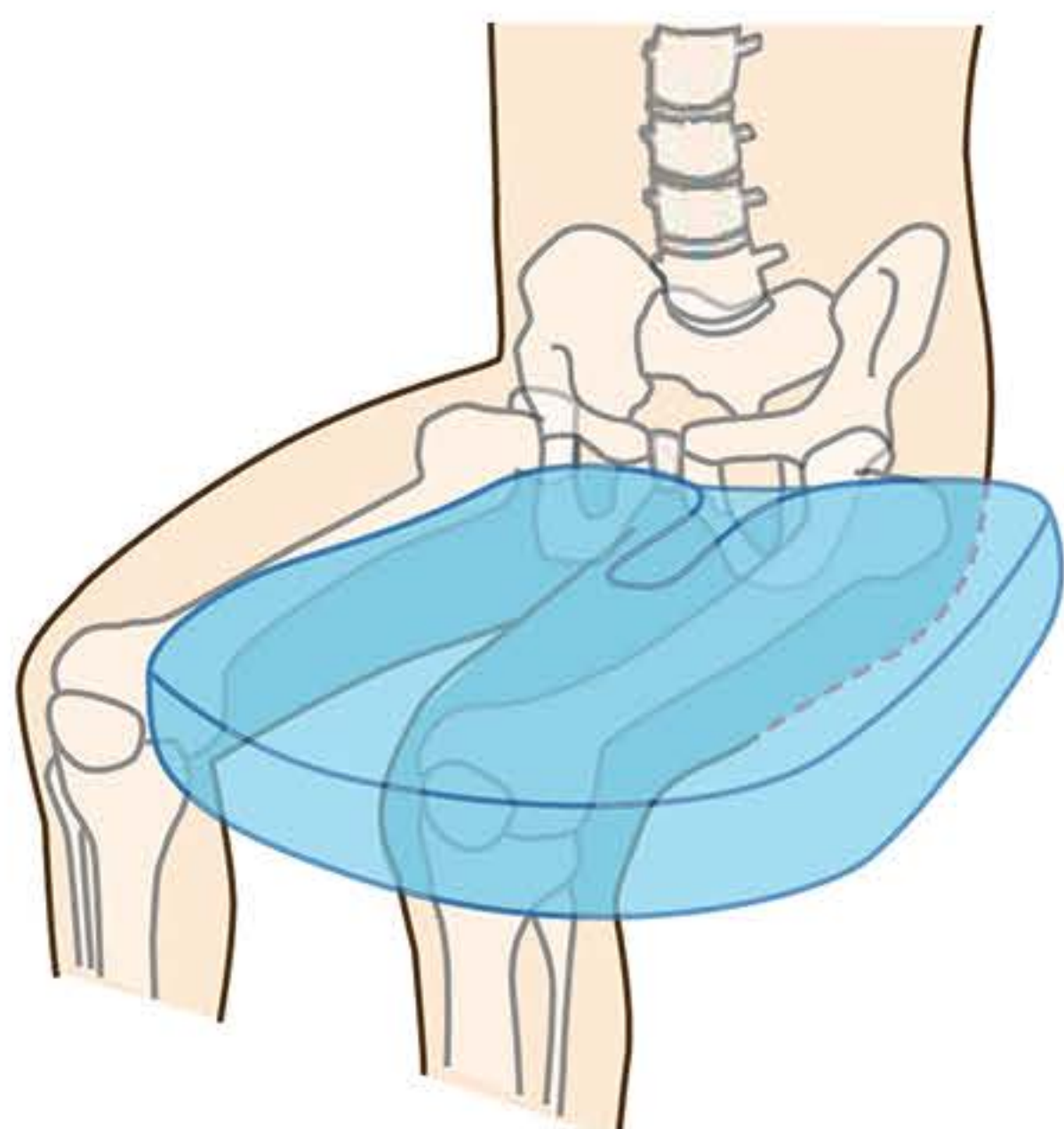
Gel only where you need it and puncture proof! With EXGEL only in the high risk areas, the cushion feels cooler and has a lighter overall weight versus alternatives.



Gel protection in the high risk areas



Never
I popped my Roho/Jay cushion!



Providers know that getting a great fit and position on day 1 is critical. And, the cushion needs to last and survive mishaps. Jelly does all that and it helps services be more flexible. Jelly's breathable, waterproof cover and cushion are adjustable. The cushion has easy to use cut guide lines for both depth and width. So, just 6 different sizes can serve a wide range of size needs. That means less stock, fewer stock outs, more well fitted users, faster service time, and no one calling about a popped cushion.



EXGEL was developed in Japan at Kaji Corporation's Seating Lab and it is successful worldwide. EXGEL is soft, flexible, highly elastic and it automatically returns to the original shape. Even if the cushion is punctured it will never leak. This adds up to bold users with fewer worries because anti-fragile Jelly is ready for the unexpected.

EXGEL®

Easy to wash and reassemble. The design prevents the user from inserting the gel pack or top layer backwards.



The base allows for customizations to individual user's needs. Cutting guidelines allow for easy change of the seat width and depth. Wedges can be added to change the depth and width of the ischial well and to increase thigh support or to accommodate other fixed postural deviations.

- ✓ Jelly has passed JIS 9271, which is similar to ISO 16480-2. The cushion has a loaded contour depth of 40 mm and meets the USA CMS Medicare codes E2607 and E2608.
- ✓ The firm base has modification guidelines for cutting the seat width and depth, and seat rail cutouts.
- ✓ 1 year warranty on defects in materials and workmanship.

Item Name	Seat Width (mm)	Seat Depth Range (mm)	Cushion Height * (mm) (Including removable top layer + Cover)	Removable Top Layer Height (mm)	Total Weight * (g) (Without cover)	Sample's Cover weight (g)
Jelly300	300	300 - 350	111	25	400	109
Jelly350	350	350 - 400	111	25	540	144
Jelly400	400	400 - 450	111	25	690	187
Jelly450	450	400 - 450	111	25	780	210
Jelly500	500	400 - 450	126	40	1000	234
Jelly550	550	450 - 500	126	40	1200	256
Jelly600	600	450 - 500	126	40	1300	280

Weight capacity 120 kg; * height and weight are estimates

